

# Marine Fauna Sightings App – How to Make a Report

Step 1:  
Download the app and follow the prompts.

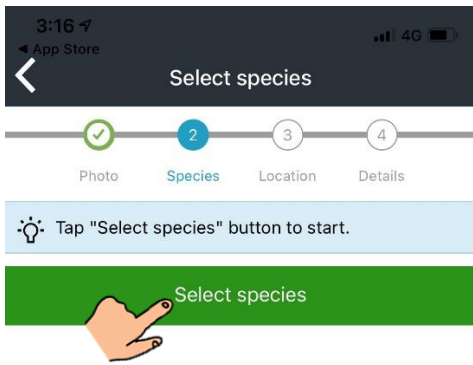


## Make a report (steps)

If you see a southern right whale (or other marine animal listed) press the 'Make a Report' button


If you have managed to take some photos on your phone, or you have the opportunity to take some photos of the southern right whales you're observing, you can do so now by clicking on 'Take a Photo' or 'Choose from Gallery'.

Otherwise, just click on Skip



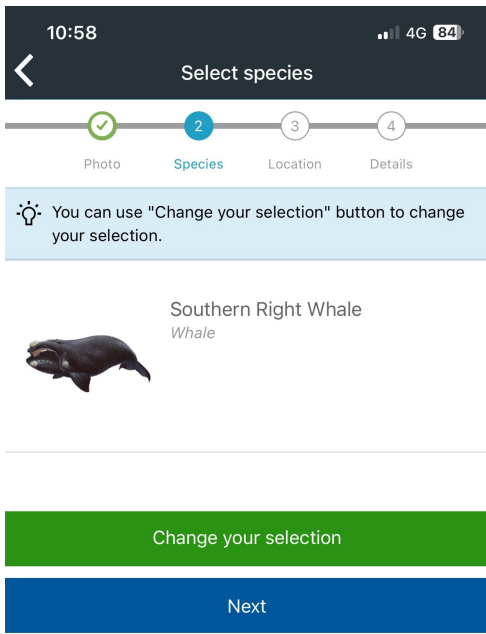
## Make a Report (steps continued)

Click on the 'Select species' button to choose the whale species you are reporting on.



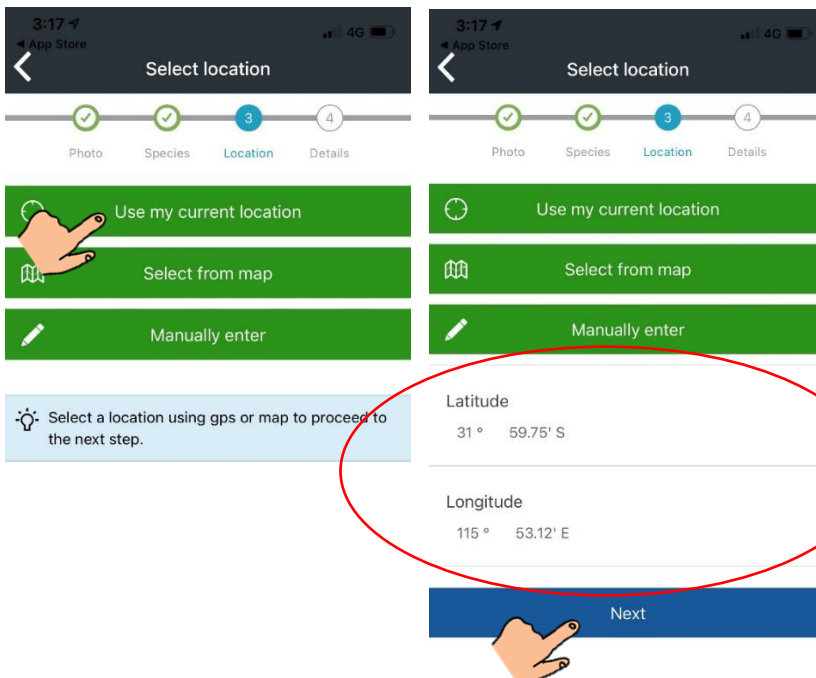
Tap on the appropriate species of whale that you are reporting on.

Along the south coast you are likely to see humpback whales and southern right whales, although there are other species too.



## Make a Report (steps continued)

Once you've chosen your whale species it will show up on your screen and you can click 'Next' to proceed to the next step.



Now we need to select the location of your report.

You can do this by either using your GPS or the map (if making your report retrospectively you can geolocate where you observed the dolphin/s)

If you are reporting while looking at the whales or are still in the area where you saw the whales, simply press 'Use my current location' and the GPS coordinates will be recorded automatically.

11:00 4G 83

Enter Detail

Photo Species Location **4** Details

Southern Right Whale  
*Whale*

Report Details

Adult Count  
0

Juvenile Count  
0

Calves Count  
0

Behaviour Milling / Surface Active

Capture Date  
21 Oct 2024 at 10:58 AM

Comment  
Please enter any additional information

Your Details

Name  
Laura Bird

11:30 4G 81

Enter Detail

Photo Species Location **4** Details

Southern Right Whale  
*Whale*

Report Details

Adult Count  
3

Juvenile Count  
0

Calves Count  
3

Behaviour Milling / Surface Active

Capture Date  
21 Oct 2024 at 10:58 AM

Comment  
Please enter any additional information

Your Details

Name  
Laura Bird

## Make a report (steps continued)

Now we enter the information on about what we've observed (e.g., how many adult whales, how many juvenile whales and/or how many calves you observed)

You also get to report on what behaviours you observed the whales displaying. You can only choose one behaviour here.

There is more information on whale behaviours in the app itself if you press the 'Info' button on the Home Screen.

11:40 4G 79

Enter Detail

Juvenile Count  
0

Calves Count  
3

Behaviour Milling / Surface Active

Capture Date  
21 Oct 2024 at 10:58 AM

Comment  
no clouds, sunny day, strong sea breeze, small ripples

Your Details

Name  
Laura Bird

Email  
Please enter your email address

Submit

Save for Later

Delete

11:44 4G 79

Enter Detail

Juvenile Count  
0

Calves Count  
3

Behaviour Milling / Surface Active

Capture Date  
21 Oct 2024 at 10:58 AM

Comment  
no clouds, sunny day, strong sea breeze, small ripples

Your Details

Name  
Laura Bird

Email  
laurab@southcoastnrm.com.au

Submit

Save for Later

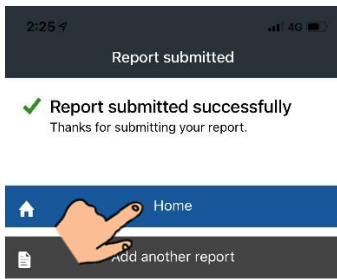
Delete

## Make a report (steps continued)

Once you've chosen the behaviour you observed, please add any extra information that might help our whale researchers in the Comment section.

When you used the Marine Fauna Sightings app for the first time, you will need to enter your Name and Email address. These will be automatically saved so you don't have to enter them again.

Once you've entered some comments and your Name and Email, you have finished your report and you can click on the 'Submit' button.



## Make a report (steps continued)

You've now successfully made your first report!

You can now choose to return to the Home screen or Add another report.

If you return to the Home screen and click on the 'Reports' button you will then be able to see the report you just made and any others that you make moving forward.

You will also have the opportunity to Edit and unfinished reports and submit them.

