




SOUTHCOAST
NATURAL RESOURCE MANAGEMENT INC.

Motorbike Frog

Litoria Moorei



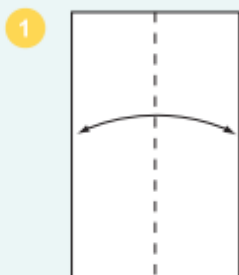


The Motorbike frog is one of the most recognised frogs in the south west. These frogs rely on wetland habitats to live, feed and breed. Even if you can't see this amazing creature, you will probably be able to hear them. Their call sounds like a motorbike!

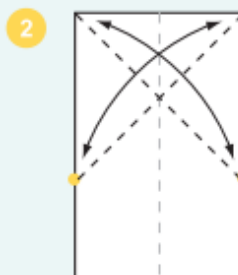
If you would like to hear their call or to learn more about the motorbike frog, go to:

<http://museum.wa.gov.au/explore/frogwatch/frogs/motorbike-frog>

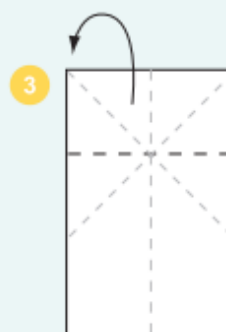
Or follow the instructions below to make your very own Motorbike Frog.



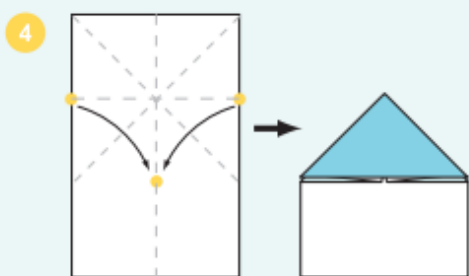
1 Start with a rectangular sheet of paper, white side up and the frog's eyes looking upward. Fold it in half, and open out again.



2 Fold both top corners to the opposite edge of the paper. Your creases should look like this.



3 Where the diagonal creases meet in the middle, fold the paper backwards, crease well and open.



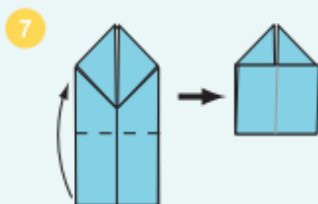
4 Hold the paper at the sides, bring these points down to the centre line, then flatten. The creases should do most of the work here!



5 Fold the uppermost triangles up to the top point.



6 Fold sides in to the centre line.



7 Fold bottom of model upwards so the end sits in the centre of the top diamond.



8 Now fold the same part downwards, in half.



9 Turn over and your frog is finished! To make him jump, press down on his back as shown.